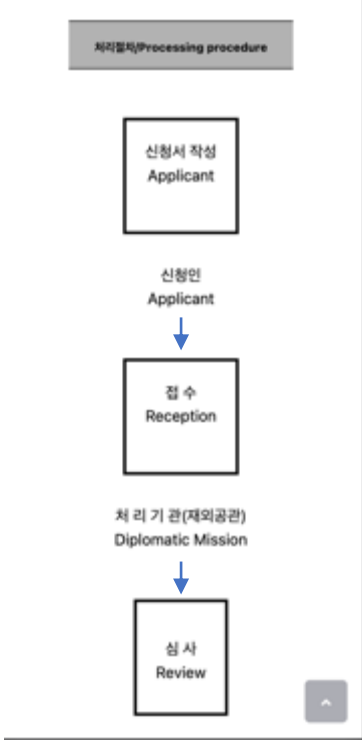
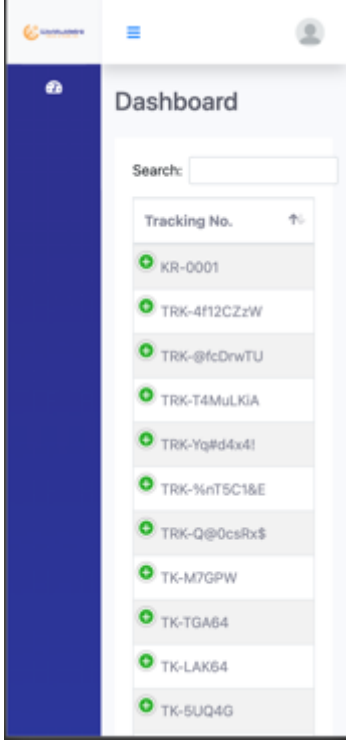
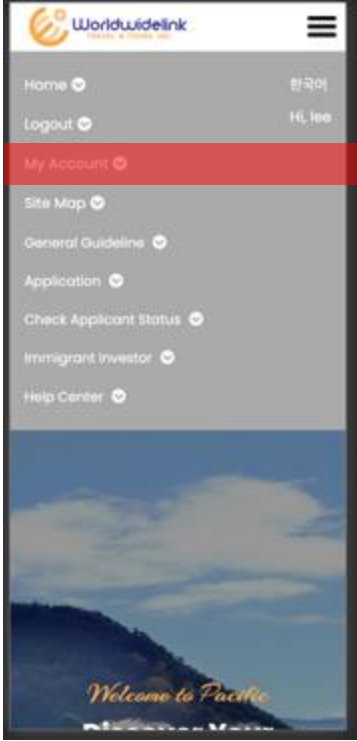


FRONT PAGE

# Account - Dashboard



When I logged in  
-> Click the “my account”  
-> Admin dashboard is showing / probably it is error  
-> It needs to be showing the customers dashboard  
-> and it is not clickable to any tracking number

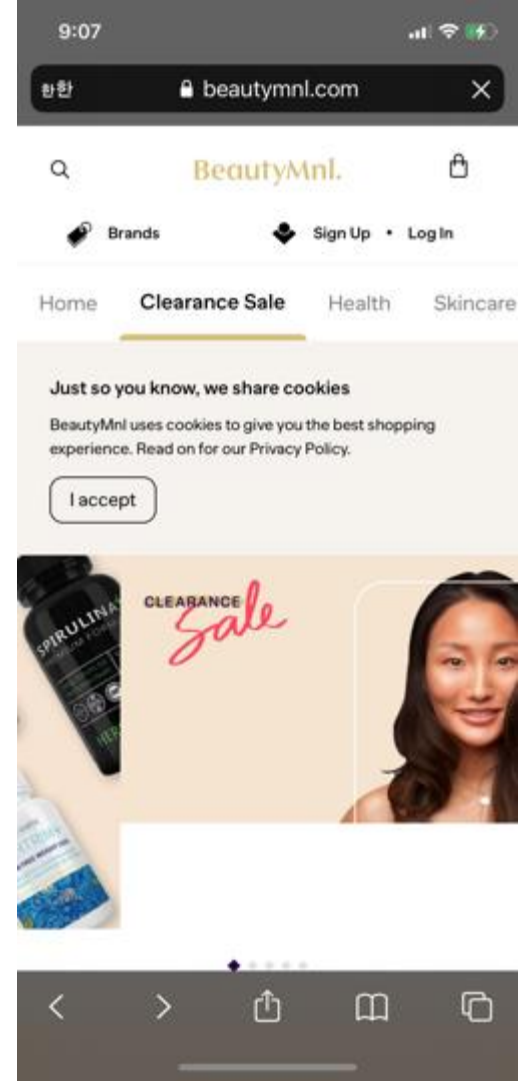
Can be arranged the layout?

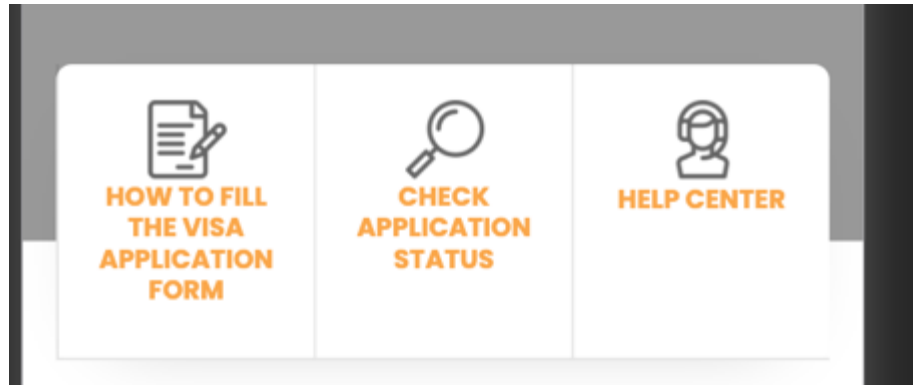
If cant be arranged due to limited space, you can put arrow like above

# Layout

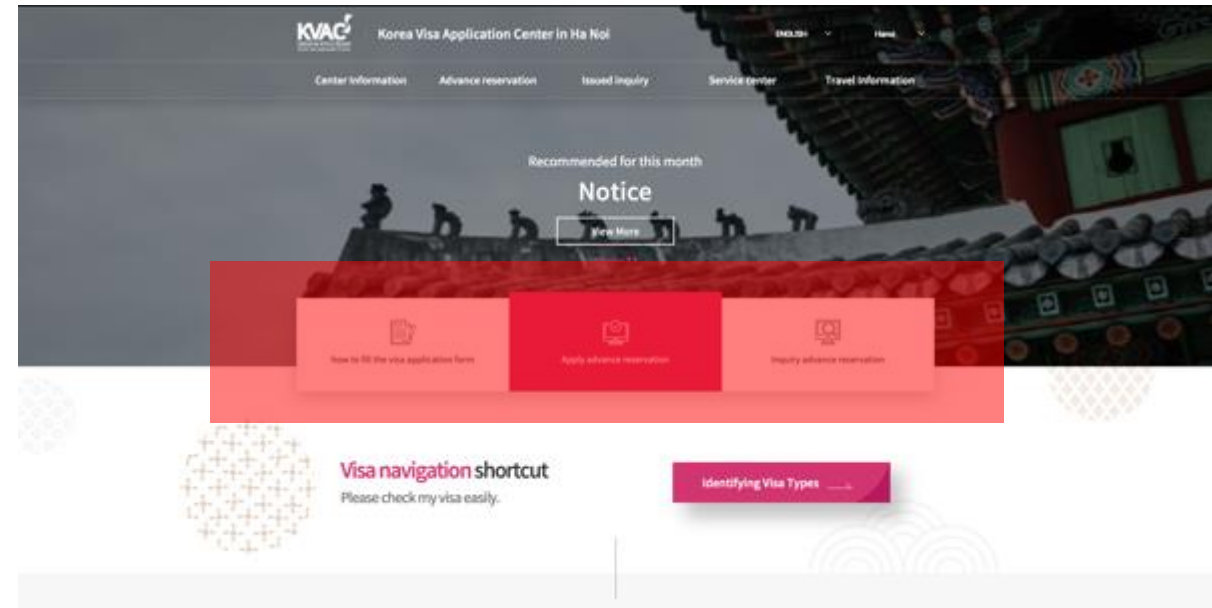


1. Go to visa by categories
2. Main Categories
3. When customers are click the main categories  
-> Sub Categories will be shows down – collapsible
4. Reference Website : <https://beautymnl.com/>

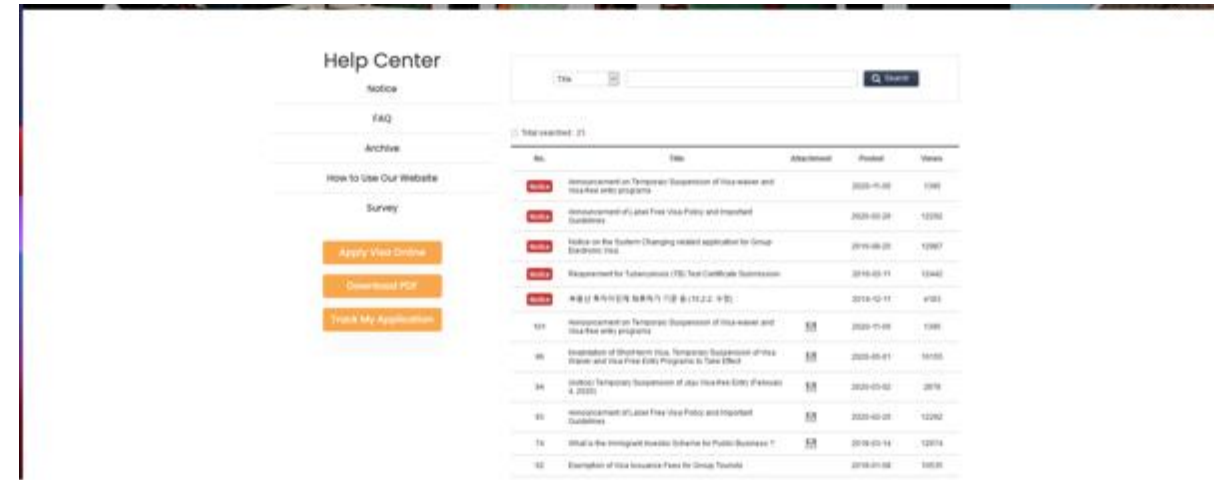
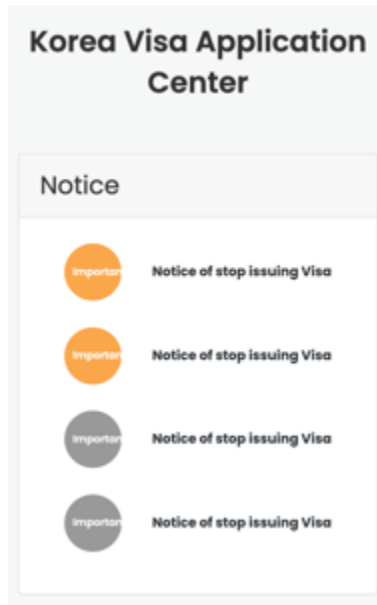




1. Arrange and alignment - center
2. Once click the button, Pls apply the Hover effect – Yellow color



# Notice



\*From the main pages – Notice / FAQ

1. It needs a functionality on notice / FAQ to be upload the news and other notice (it shows the captured picture only now) even there's no data or information yet

2. Functionality : Upload the file for application form / other information file from admin side

-> Reference : [https://www.visa.go.kr/openPage.do?MENU\\_ID=1050301](https://www.visa.go.kr/openPage.do?MENU_ID=1050301)

3. it needs to be also indicate in Dashboard part in order to check and answer from admin side

4. admin will test all the whole website

Footer



Can footer color and layout follow to ->



## How to fillup the application

Pls put "Go to **Identifying Visa Types**"



● 필수 항목에는 \*이 표시되어 있습니다. (필수 항목 표시)

제출하기 / Submit

### 사서발급금신청서

## VISA APPLICATION FORM

---

**신청자 정보:**

- \* 성명: \*성명 (성명, 성씨를 포함한 성명) (Name: Full name)
- \* 생년월일: \*생년월일 (생년월일, 월, 일, 일) (Date of Birth: dd/mm/yyyy)
- \* 이메일: \*이메일 (이메일 주소를 포함한 이메일) (E-mail: E-mail)
- \* 주소: \*주소 (주소, 도시, 우편번호 포함) (Address: Address)

**학교에 다니고 있는가?**

- \* Yes (Yes) / No (No) (Are you currently a student?)
- \* Yes (Yes) / No (No) (Are you currently a student?)
- \* Yes (Yes) / No (No) (Are you currently a student?)
- \* Yes (Yes) / No (No) (Are you currently a student?)

**5. 연락처 / PERSONAL DETAILS**

* 현재 주소 (Current Address) * 현재 주소 (Current Address) * 현재 주소 (Current Address) * 현재 주소 (Current Address)	* 현재 주소 (Current Address) * 현재 주소 (Current Address) * 현재 주소 (Current Address) * 현재 주소 (Current Address)
* 현재 주소 (Current Address) * 현재 주소 (Current Address) * 현재 주소 (Current Address) * 현재 주소 (Current Address)	* 현재 주소 (Current Address) * 현재 주소 (Current Address) * 현재 주소 (Current Address) * 현재 주소 (Current Address)

**6. 직업 / OCCUPATION**

\* 현재 직업 (Current Occupation)  
 \* 현재 직업 (Current Occupation)  
 \* 현재 직업 (Current Occupation)  
 \* 현재 직업 (Current Occupation)

**7. 기타 정보 / OTHER INFORMATION**

\* 기타 정보 (Other Information)  
 \* 기타 정보 (Other Information)  
 \* 기타 정보 (Other Information)  
 \* 기타 정보 (Other Information)

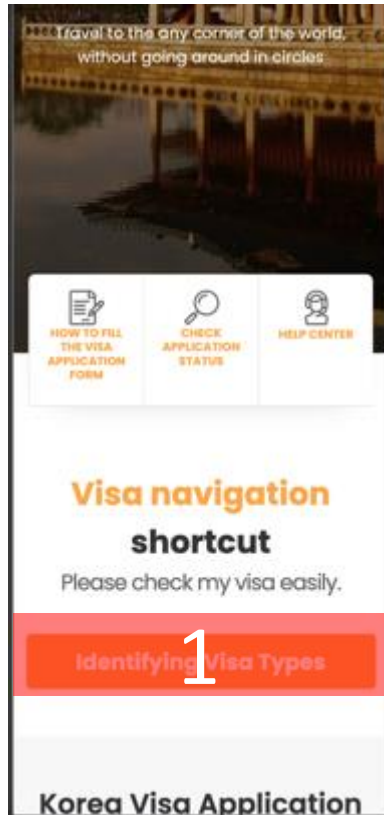
제출하기 / Submit

Previous

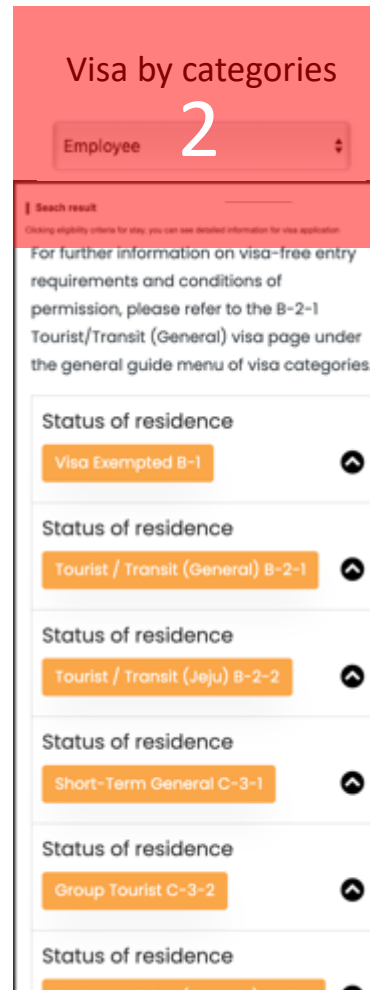
Page: 1 / 5

Next

# Visa navigation



1. Once click the visa navigation shortcut

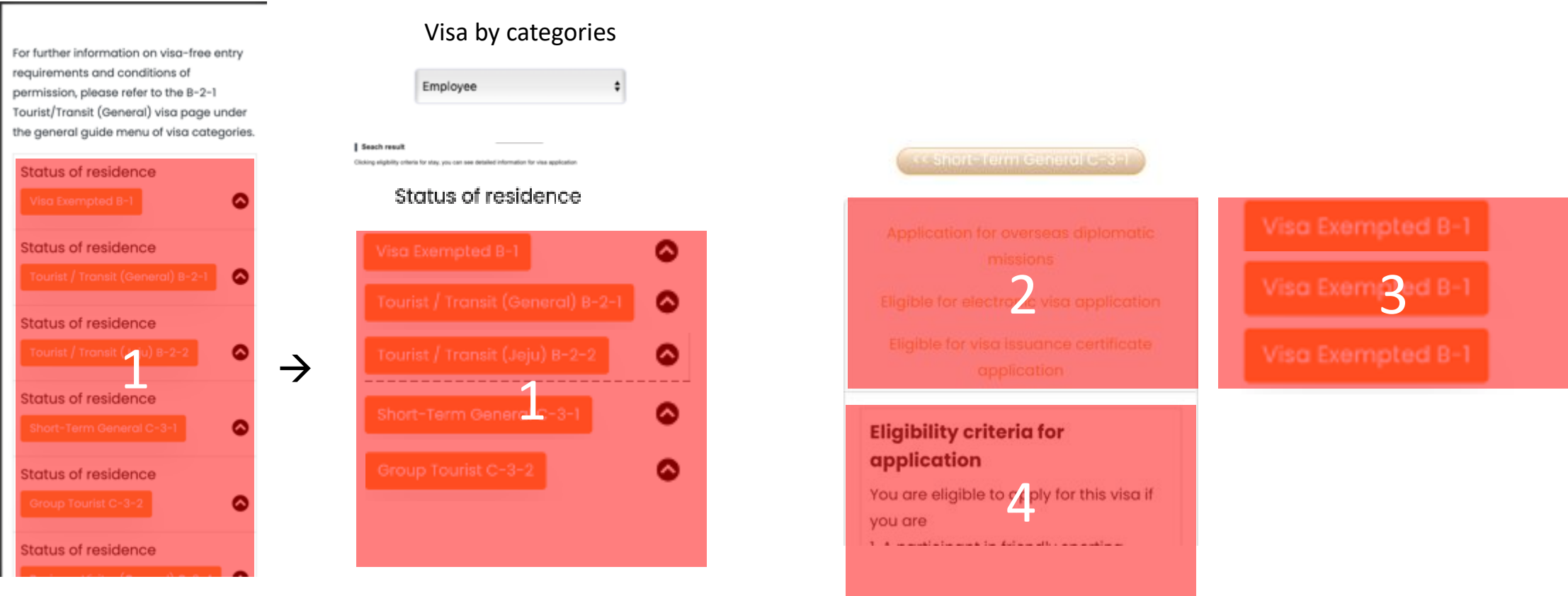


2. Can you put visa by categories and search functionality of all the visa categories but only Short term visit category is only functioning

\*It is for in case of clients want to put more visa after



# Visa navigation



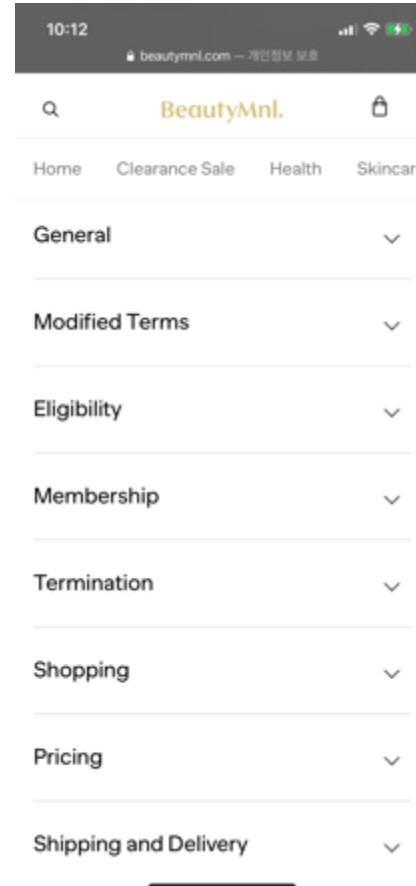
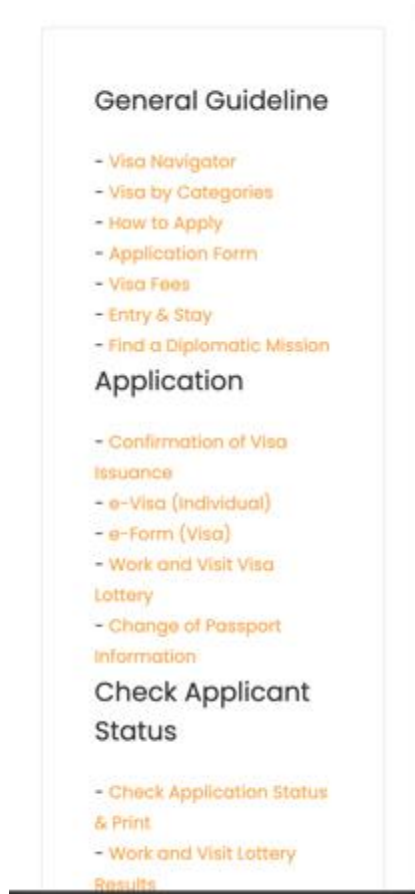
1. Status of residence is so many duplicated  
- can we make 1 status of residence

2. This has looks not separated terms / can be look individually like “No.3”?

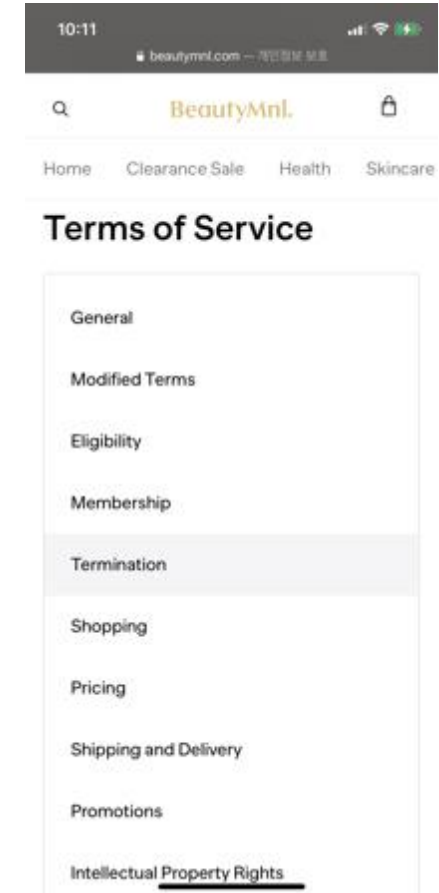
Then scrolling is too much, it can be collabsible as well -> no.4

Category

# Category – sitemap



When collapsible



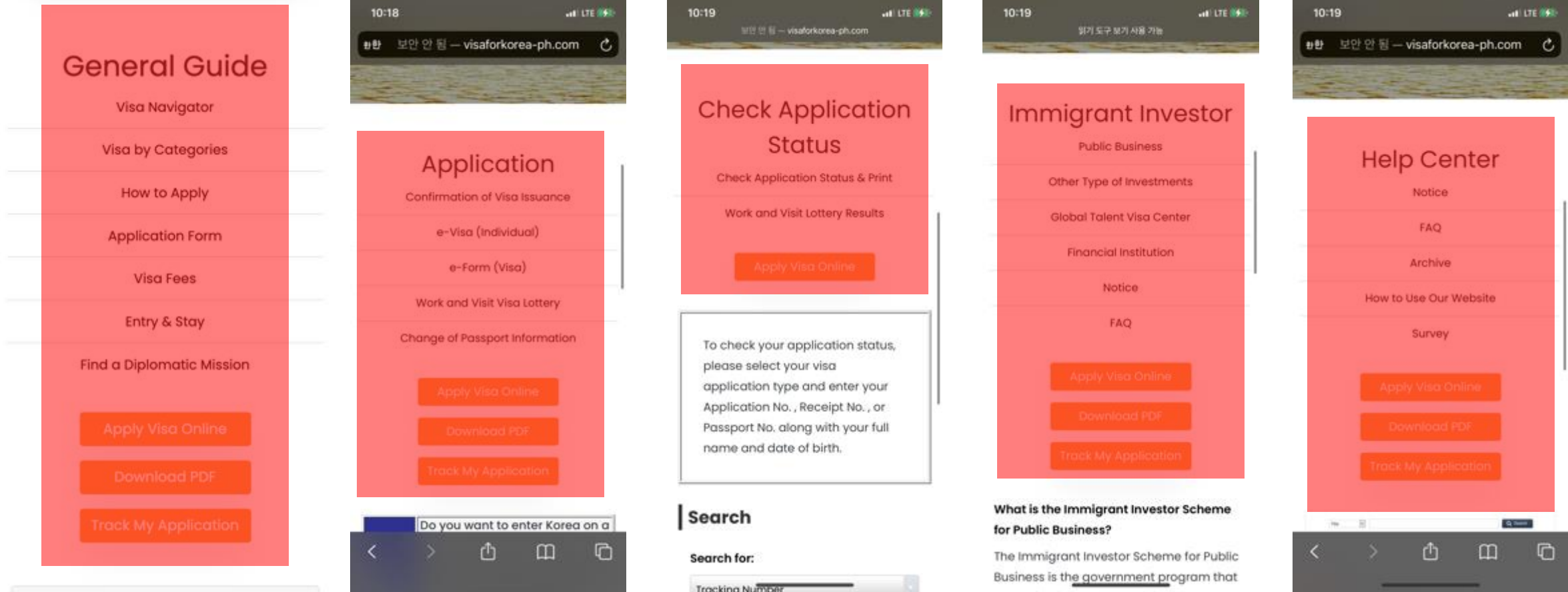
When spread out

Can this layout to be ->

Reference : <https://beautymnl.com/terms#general>

# Category

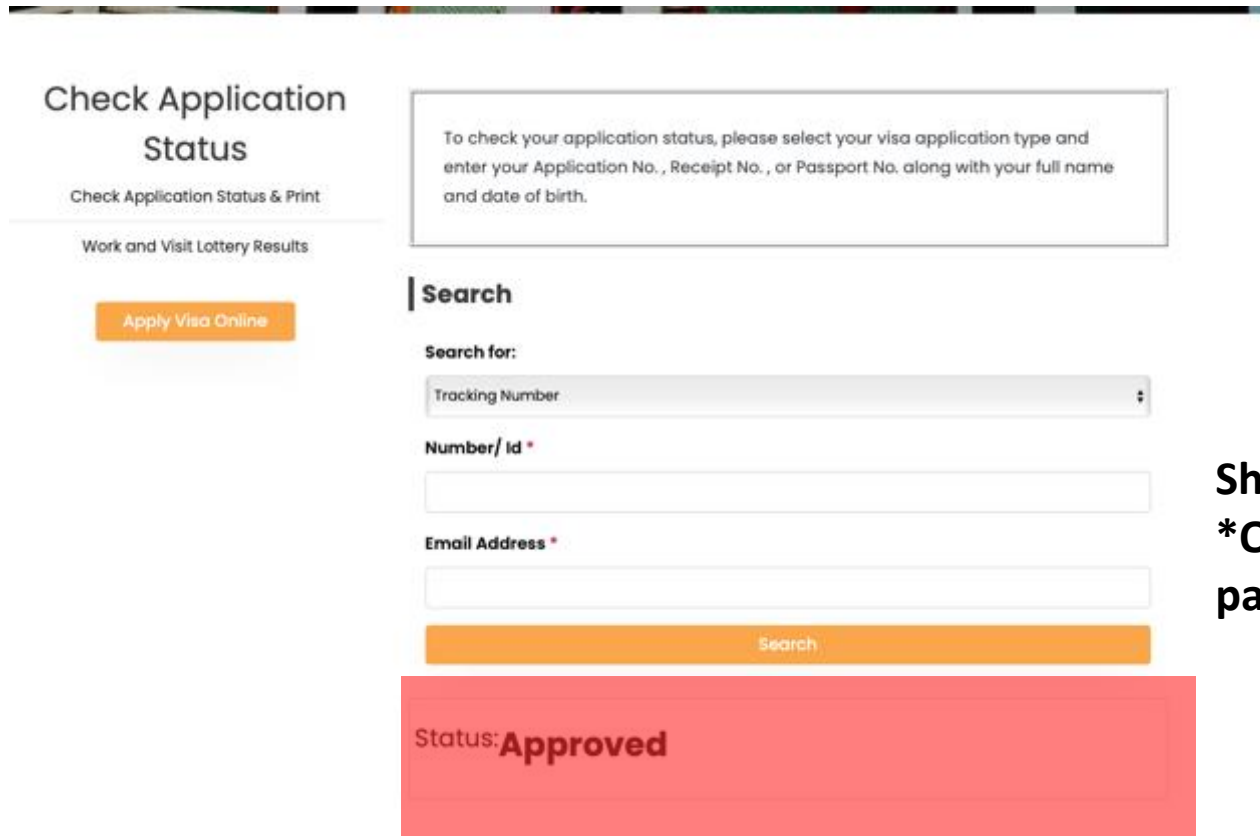
## Guideline



Can we delete this part?  
Cause main and sub categories are in the top corner

# Category - Check Application Status

## - same concerned like Web view



The screenshot shows a web interface for checking application status. On the left, there is a sidebar with the title 'Check Application Status' and two links: 'Check Application Status & Print' and 'Work and Visit Lottery Results'. Below these links is an orange button labeled 'Apply Visa Online'. The main content area has a heading 'Check Application Status' and a sub-heading 'Status'. Below this is a text box with instructions: 'To check your application status, please select your visa application type and enter your Application No., Receipt No., or Passport No. along with your full name and date of birth.' Below the text box is a 'Search' section with a dropdown menu labeled 'Search for:' and 'Tracking Number'. Below the dropdown are two input fields: 'Number/ Id \*' and 'Email Address \*'. Below these fields is an orange 'Search' button. At the bottom of the form is a red box with the text 'Status: Approved'.

Check Application Status

Check Application Status & Print

Work and Visit Lottery Results

Apply Visa Online

To check your application status, please select your visa application type and enter your Application No., Receipt No., or Passport No. along with your full name and date of birth.

**Search**

Search for:

Tracking Number

Number/ Id \*

Email Address \*

Search

Status: **Approved**

Should put "Go to Dashboard"

\*Once its already logged in -> if not yet logged in go to login pages

# Category – immigrant investor

## - same concerned like Web view



### Immigrant Investor

- Public Business
- Other Type of Investments
- Global Talent Visa Center
- Financial Institution
- Notice
- FAQ
- Apply Visa Online
- Download PDF
- Track My Application

#### What is the Immigrant Investor Scheme for Public Business?

The Immigrant Investor Scheme for Public Business is the government program that allows foreigners who satisfy the investment requirements designated by the Minister of Justice to obtain F-2 resident and F-5 Permanent Resident status. For instance, those that have invested the minimum investment amounts or more in Korea and their families will be granted F-2 Resident status, and if they successfully maintain the investments for the next 5 years, they will, also, be granted permanent residency.

-> Remove it from here, it is in Help center category

#### Minimum Investment Amounts

5 억원 이상 (500 million KRW or more)

투자기준금액 (Investment Standard Amount)

3 억원 이상 (300 million KRW or more)

55세 이상 은퇴자이든, 본인 및 배우자의 국내외 자산이 3억 원 이상이어야 함 (If you are a retiree aged 55 or older, or if you and your spouse have assets of 300 million KRW or more in Korea or abroad, you must have assets of 300 million KRW or more.)

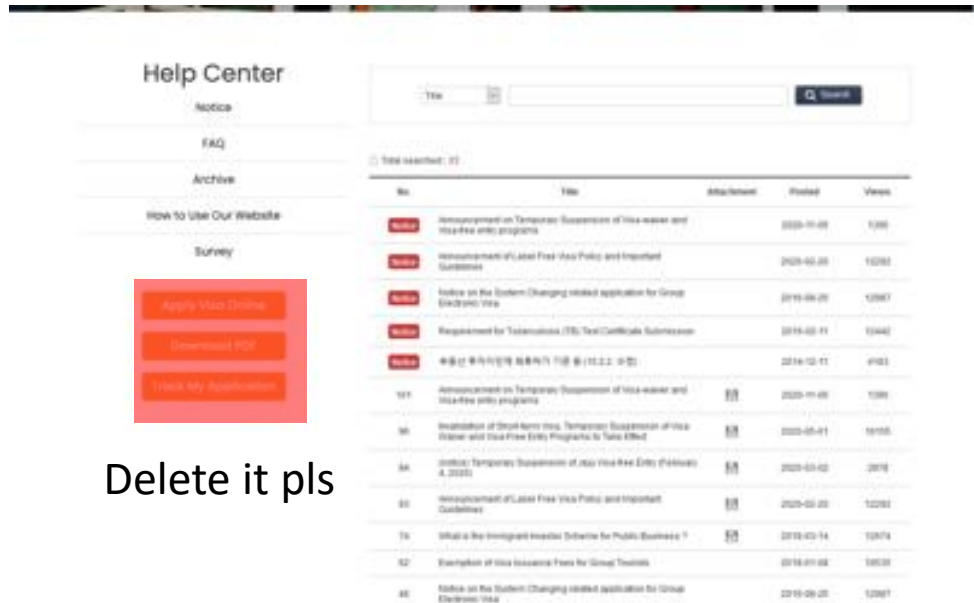
#### Investment Procedure

Can we delete all the 3 yellow button functionality?

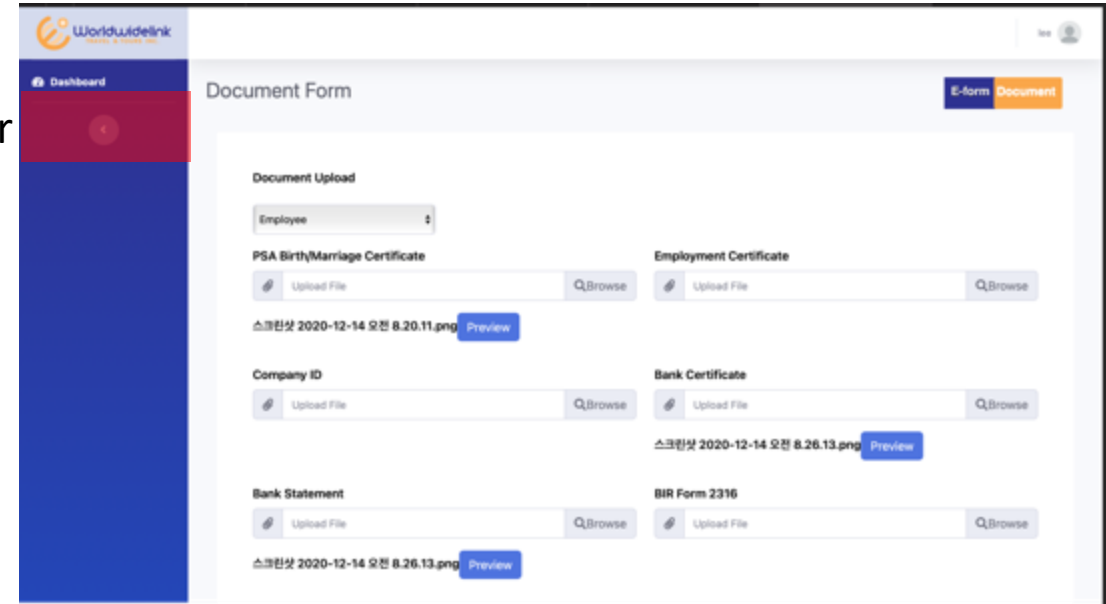
\*this pages has no functionality copied as well  
hope to continue this after Gustoko Web project

# Category – Help center

## - same concerned like Web view



Help center



\*From the main pages – Notice

1. It needs a functionality on notice / FAQ to be upload the news and other notice (it shows the captured picture only now) even there's no data or information yet
2. Functionality : Upload the file for application form / other information file from admin side  
-> Reference : [https://www.visa.go.kr/openPage.do?MENU\\_ID=1050301](https://www.visa.go.kr/openPage.do?MENU_ID=1050301)
3. it needs to be also indicate in Dashboard part in order to check and answer from admin side
4. admin will test all the whole website

# Dashboard



# E-form

- pls check the web version revision

10:40 보안 안 됨 — visaforkorea-ph.com

남성 Male

For checking.

1.4 생년월일 Date of Birth

For checking.

1.5 국적 Nationality

Albania

자동 완성 연락처

원료

q w e r t y u i o p

a s d f g h j k l

z x c v b n m

123 space

There's no calendar function

10:27 보안 안 됨 — visaforkorea-ph.com

11. 서류 작성 시 도움 여부/Assistance with this form

(제5쪽/Page 5)

유의사항 Notice

서약/Declaration

처리절차/Processing procedure

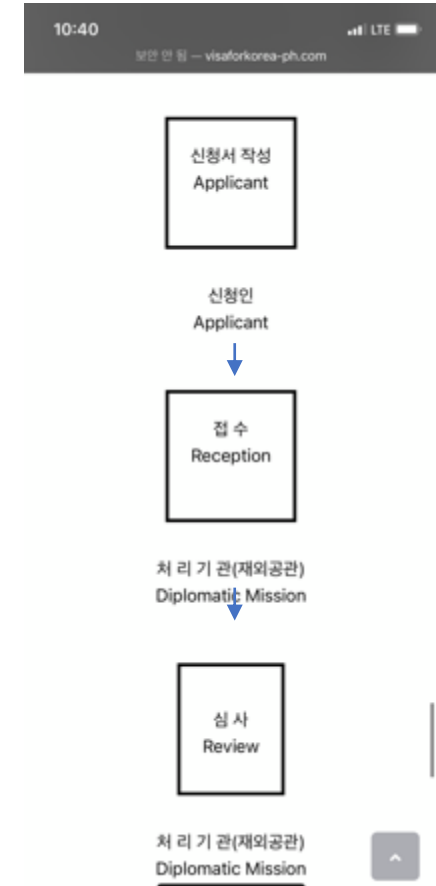
주필리핀대한민국대사관

Embassy of the Republic of Korea in the Philippines

210mm×297mm [백상지(80g/m<sup>2</sup>) 또는 중질지(80g/m<sup>2</sup>)]

210mm×297mm [white top paper (80g/m<sup>2</sup>) or heavy

Pls check alignment / arrange



If cant be arranged due to limited space, you can put arrow like above

# E-form

- pls check the web version revision

10:40  
보안 안 됨 — visaforkorea-ph.com

신청일자 (년. 월. 일) DATE OF APPLICATION (yyyy/mm/dd)

2020-11-17

For checking.

신청인 성명  
Applicant Name  
lee chanhee  
(자필서명)  
Signature

업로드 된 파일 Uploaded File

signature 5f5c7e0fca2d11 Preview

Signature is not working

10:38  
보안 안 됨 — visaforkorea-ph.com

서약/Declaration

처리절차/Processing procedure

주필리핀대한민국대사관  
Embassy of the Republic of Korea in the Philippines

210mm x 297mm [백상지(80 g/m<sup>2</sup>) 또는 중질지(80 g/m<sup>2</sup>)]  
210mm x 297mm [white top paper (80 g/m<sup>2</sup>) or heavy paper (80 g/m<sup>2</sup>)]

Save

Copyright © Worldwidelink 2020

Close / Next

\*When save

-> Close / Next will be appeared -> Click “Next” button move to Customers Dashboard